

AR DB Wood ESG

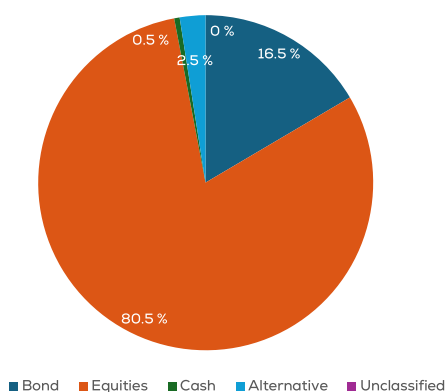
Risk Profile: Medium to High

Date: 31 Mar 2026

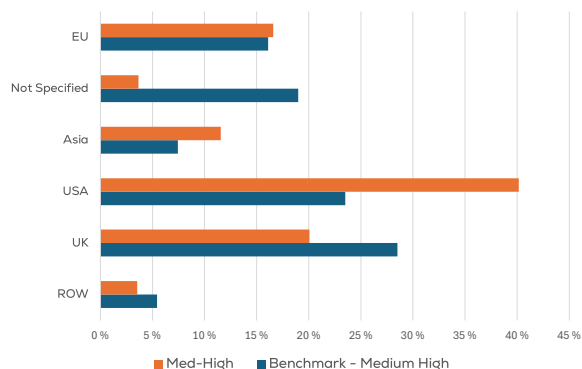
PORTFOLIO OBJECTIVES

The investment objective of this portfolio is to provide long-term capital growth by investing primarily in growth assets, aiming to achieve this on a sustainable basis whilst protecting capital. It invests in a blend of active and passive funds diversified across equities, fixed income, absolute return and property, with risk managed through fund selection, asset allocation and quarterly rebalancing. The portfolio also follows a defined ESG framework, investing only in funds with underlying holdings rated 'A' or above and avoiding exposure to controversial sectors such as tobacco, weapons and nuclear related activities.

Asset Class Allocation



Geographic Allocation



PORTFOLIO CHARACTERISTICS

Inception Date:	01 May 2024
Portfolio Size:	£19.14 million
Portfolio Benchmark:	IA Mixed Investment 40%-85% Shares
Investment Management Charge:	0.15% per annum
Minimum Investment:	No Minimum
Currency:	GBP
Wrapper Accessibility:	ISA, OEIC, SIPP & Offshore Bond
On-going Fund Charge*:	0.36%
Risk Rating:	Medium to High

Performance Summary

	2026 YTD	2025	2024	2023	2022	2021
Portfolio	-2.32%	13.65%	-	-	-	-
Benchmark	-1.69%	11.58%	8.98%	8.08%	-10.04%	10.94%

Portfolio Holdings: Top 10

Fund	Sector	Allocation
L&G FW ESG North America Ind	Equities	14%
Royal London ESG EM	Equities	11%
Artemis UK Select	Equities	7.5%
L&G Developed World Quality Factor Index	Equities	7.5%
Artemis SmartGARP European Equity	Equities	7%
JPM Global Equity Income	Equities	5%
Man GLG Global Investment Grade Bond Op	Bond	5%
BlackRock iShares UK Equity ESG Index	Equities	4.5%
L&G Global Technology Index	Equities	4%
L&G Future World ESG Developed Index	Equities	4%

Basis of return: total gross return net of annual management charges, bid to bid basis. The figures do not include any initial charge. You should be aware: pension and life fund performance differs from unit trust/OEIC performance, due to the underlying tax treatment. Past performance is not a reliable indicator of future returns. The value of any investment can go up and down, and investors may get back less than they invested. A small portion of the portfolios may be invested in illiquid assets, meaning you may not be able to buy or sell units in those assets during uncertain times.

Amber River DB Wood is a trading name of DB Wood Limited, which is authorised and regulated by the Financial Conduct Authority (FCA). Financial Services Register No: 209530. Registered in England & Wales. Registration No: 4312250 Registered address: Potterydyke House, 31-33 Lombard Street, Newark, Nottinghamshire, NG24 1XG.

*On-going Fund Charge = Total percentage fee charged by the underlying funds expressed as a weighted average.

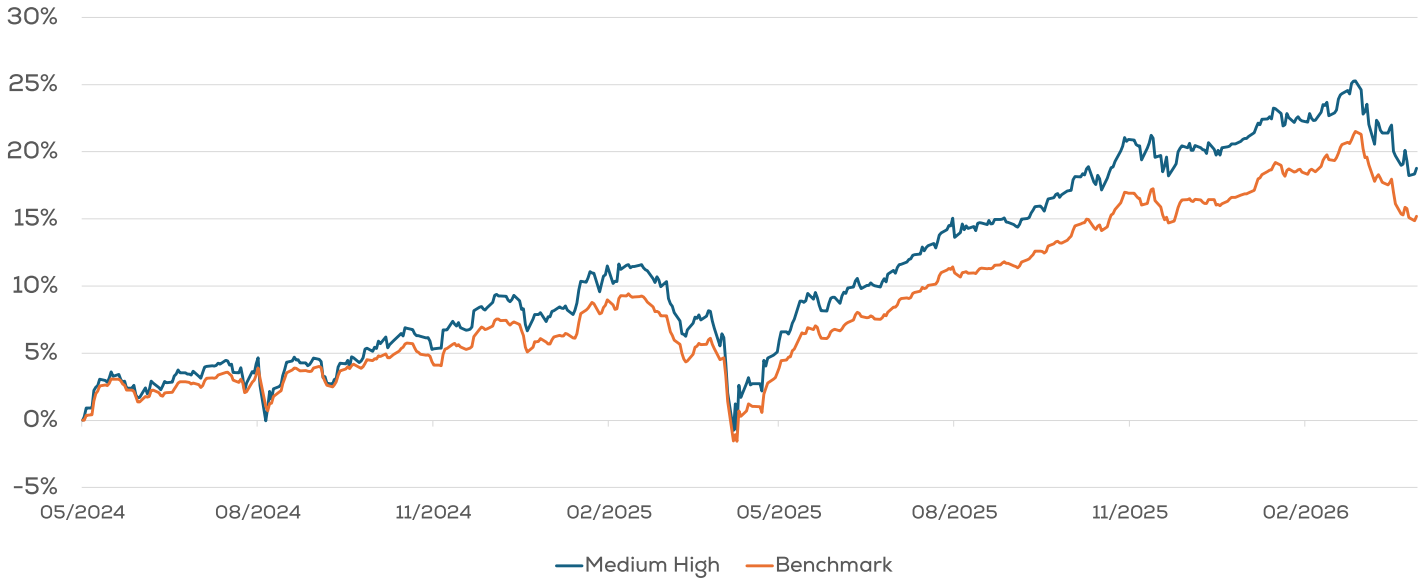


AR DB Wood ESG

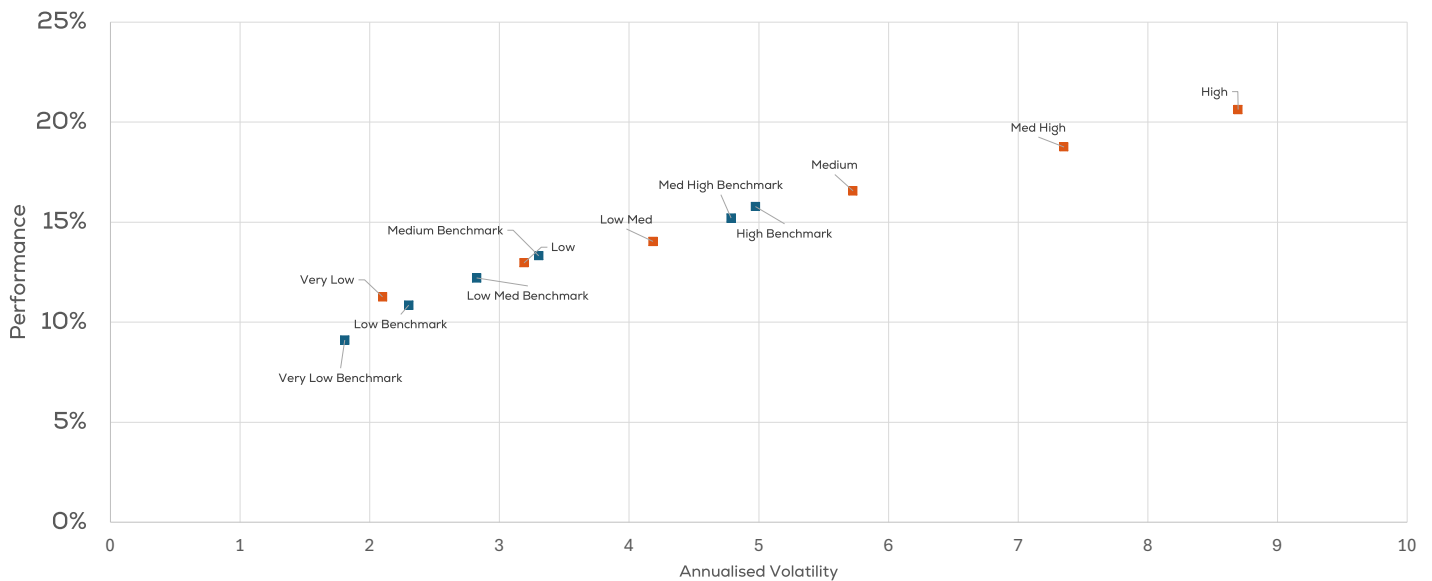
Risk Profile: Medium to High

Date: 31 Mar 2026

PORTFOLIO PERFORMANCE



	YTD	6 Months	1 Year	01/05/2024
Portfolio	-2.32%	1.42%	12.53%	18.76%
Benchmark	-1.69%	1.44%	10.24%	15.20%



Basis of return: total gross return net of annual management charges, bid to bid basis. The figures do not include any initial charge. You should be aware: pension and life fund performance differs from unit trust/OEIC performance, due to the underlying tax treatment. Past performance is not a reliable indicator of future returns. The value of any investment can go up and down, and investors may get back less than they invested. A small portion of the portfolios may be invested in illiquid assets, meaning you may not be able to buy or sell units in those assets during uncertain times.

Amber River DB Wood is a trading name of DB Wood Limited, which is authorised and regulated by the Financial Conduct Authority (FCA), Financial Services Register No: 209530. Registered in England & Wales. Registration No: 4312250 Registered address: Potterdyke House, 31-33 Lombard Street, Newark, Nottinghamshire, NG24 1XG.

*On-going Fund Charge = Total percentage fee charged by the underlying funds expressed as a weighted average.